

INSTALLATION INSTRUCTIONS

ELONGATED TOILET SEAT ROUND FRONT TOILET SEAT


*American
Standard*

Thank you for selecting American Standard – the benchmark of fine quality for over 100 years. To ensure this product is installed properly, please read these instructions carefully before you begin. (Certain installations may require professional help.) Also be sure your installation conforms to local codes.

NOTE: Pictures may not exactly depict toilet seat and components.

<p>1</p> <p>Side View of the toilet seat installation parts.</p>	<p>2</p> <p><u>Grommet</u></p> <p>For ease of installation of black rubber grommets, insert steel bolt (capture a few threads), and wet the lower area with some water (soapy water works best).</p>	
<p>3</p> <p>NOTE: FLANGE MUST REMAIN ABOVE THE SURFACE. DO NOT ALLOW GROMMET TO FALL THROUGH!</p>	<p>4</p> <p>Once grommet is in place, unscrew and remove bolts and keep nearby for step 5.</p>	
<p>5</p> <p>Slip the bolts through the washers, then through the hinge holes.</p>	<p>6</p> <p>Tighten the bolts using a screwdriver. DO NOT OVERTIGHTEN.</p>	<p>7</p> <p>Close the hinge covers. The seat will not work if the hinge covers are not closed tightly.</p>

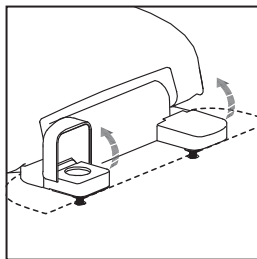
SAVE FOR FUTURE USE



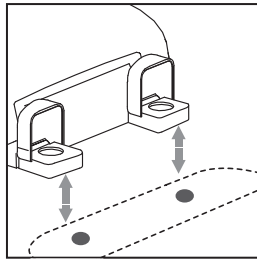
760184-100

All product names listed herein are trademarks of AS America, Inc. unless otherwise noted.
© AS America, Inc. 2014

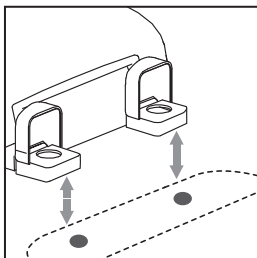
760184-100

**LIFT-OFF
INSTRUCTIONS****1**

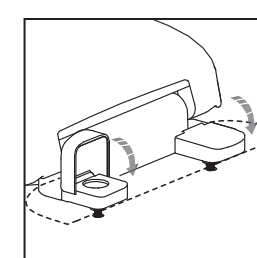
Open the hinge covers.

2

Lift seat up to remove seat from posts.

**SNAP-ON
INSTRUCTIONS****1**

Press seat down onto seat posts.

2

Close the hinge covers.

Care and Cleaning

When cleaning your toilet seat wash it with a mild, soapy water: rinse the seat thoroughly with clear water and dry with a soft cloth.

Avoid detergents, disinfectants, or cleaning products in aerosol cans. Never use abrasive scouring powders on your seat. Some bathroom chemicals and cosmetics may damage the seat's finish. After installation, check the tightness of the bolts from time to time to ensure a tight fit.

AS AMERICA, INC. ONE YEAR LIMITED WARRANTY

If inspection of this AS America, Inc. ("American Standard") plumbing product, within one year after its initial purchase, confirms that it is defective in materials or workmanship, American Standard will repair or, at its option, exchange the product for a similar model.

This limited warranty applies only to the original purchaser and installation of these products. In the event of a limited warranty claim, proof of purchase will be required—save sales receipt.

This limited warranty does not apply to local building code compliance. Since local building codes vary considerably, the purchaser of this product should check with a local building or plumbing contractor to insure local code compliance before installation.

This limited warranty is void if the product has been moved from its initial place of installation; if it has been subjected to faulty maintenance, abuse, misuse, accident or other damages; if it was not installed in accordance with American Standard's instructions; or if it has been modified in a manner inconsistent with the product as shipped by American Standard.

American Standard's option to repair or exchange the product under this limited warranty does not cover any labor or other costs of removal or installation. IN NO EVENT WILL AMERICAN STANDARD BE LIABLE FOR THE COST OF REPAIR OR REPLACEMENT OF ANY INSTALLATION MATERIALS, INCLUDING BUT NOT LIMITED TO, TILES, MARBLE, ETC. American Standard will not be responsible for any other incidental or consequential damages attributable to a product defect or to the repair or exchange of a defective product, all of which are expressly excluded from this limited warranty. This limited warranty does not cover any liability for consequential or incidental damages, all of which are hereby expressly disclaimed, or the extension beyond the duration of this limited warranty of any implied limited warranties, including those of merchantability or fitness for an intended purpose. (Some states or provinces do not allow the exclusion or limitation of implied limited warranties, so this exclusion may not apply to you.)

This limited warranty gives you specific legal rights. You may have other statutory rights that vary from state to state or from province to province, in which case this limited warranty does not affect such statutory rights.

In the United States:

American Standard Brands
P.O. Box 6820
Piscataway, New Jersey 08855
Attention: Director of Consumer Affairs

For residents of the United States, warranty information may also be obtained by calling the following toll free number: (800) 442-1902
www.americanstandard-us.com

In Canada:

AS Canada ULC
2480 Stanfield Rd.
Mississauga, Ontario
Canada L4Y 1S2

Toll Free: (800) 387-0369
www.americanstandard.ca

In Mexico:

Customer Service Manager
AS Maquila, S.A. de C.V.
Via Morelos #330
Col. Santa Clara
Ecatepec 55540 Edo. Mexico
www.americanstandard.com.mx